

Flagship Asset: B26 Deposit

Updated 2024 Resource

550 Mlbs **Copper**

370 koz **Gold**

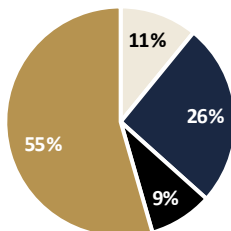
13.3 Moz **Silver**

340 Mlbs **Zinc**

Indicated: **11.3 Mt at 2.13% CuEq** (1.23% Cu, 1.27% Zn, 0.46 g/t Au and 31.9 g/t Ag)

In-Situ Value by Metal

■ Silver
■ Gold
■ Zinc
■ Copper



Inferred : **7.2 Mt at 2.21% CuEq** (1.56% Cu, 0.17% Zn, 0.87 g/t Au and 7.4 g/t Ag)

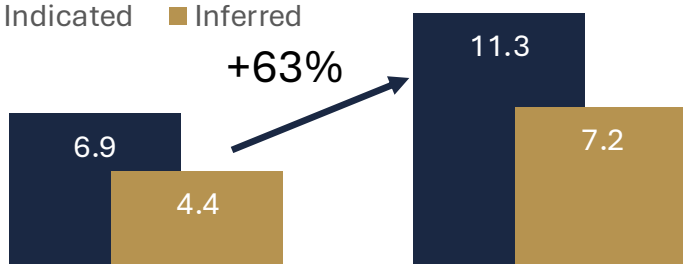
Deposit Remains Open at Depth and Laterally with Strong Intercepts:

- 11.4% CuEq over 10.6 m (1274-24-294)
- 2.32% CuEq over 89.5 m (1274-13-117)
- 3.05% Cu Eq over 48.1 metres (1274-16-224)

2024: 13,500m of drilling completed (Phase I) and 16,500m (Phase II)

2025 – 2026: Approximate 45,000 metre drill program (Fully Funded)

■ Indicated ■ Inferred



Achieved a **63% increase in Indicated resources** in 2024 highlighting the deposit's expansion potential



Industry-low G&A burn rate and a **28% insider ownership**,



\$19 million on the balance sheet, fully funded a targeted **50,000-metre drill program** in 2025 – 2026



Successfully completed **30,000 meters** of drilling in **2024** across Phase I and Phase II programs



Led by a world-class management and advisory team with a proven track record of over **\$500 million** in mining transactions

Basic Shares Outstanding

153.7 M

Options

4M

Warrants

0.6M

Fully Diluted

158.6 M

Share Price

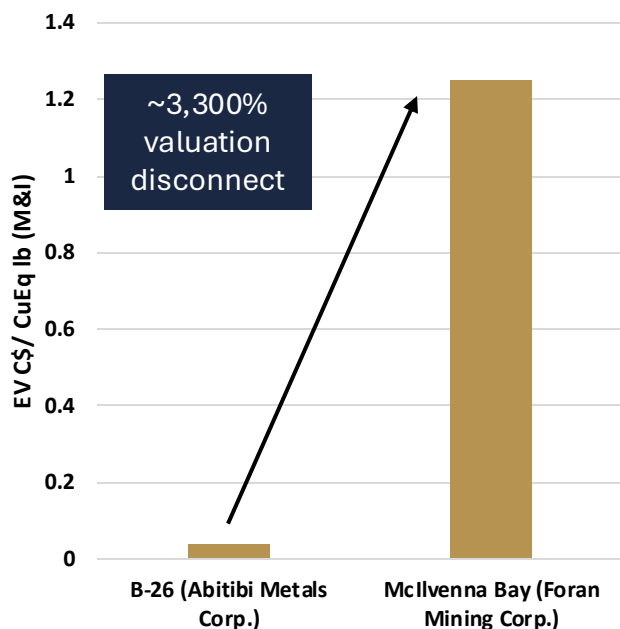
(June 18, 2025)

\$0.24

Market Cap

\$36.9M

Valuation Disconnect



Foran Mining is developing a similar VMS deposit (McIlvenna Bay) and trades at **~3,300%** premium relative to Abitibi's B26 deposit on a CuEq lb basis (Measured and Indicated).

Share Ownership

Management SEDI

Ownership: 25 million shares **16%**

Deluce Family: 15.2 million shares **10%**

High-Net-Worth & Strategic Shareholders: 23 million shares **15%**

SOQUEM Inc.: 10.9 million shares **7%**

Institutions: 36.8 million shares **24%**

Public Float: 35 million shares **23%**

The recent **\$11.5 million** financing strengthened Abitibi's base of long-term institutional shareholders, including pension funds and government-backed investment funds

Share Price Performance

